




KIFER
MEDICAL

CATALOGO

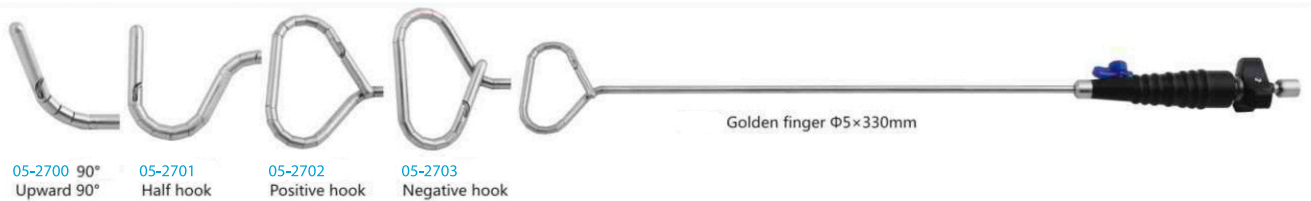
2017

• GYNECOLOGY •

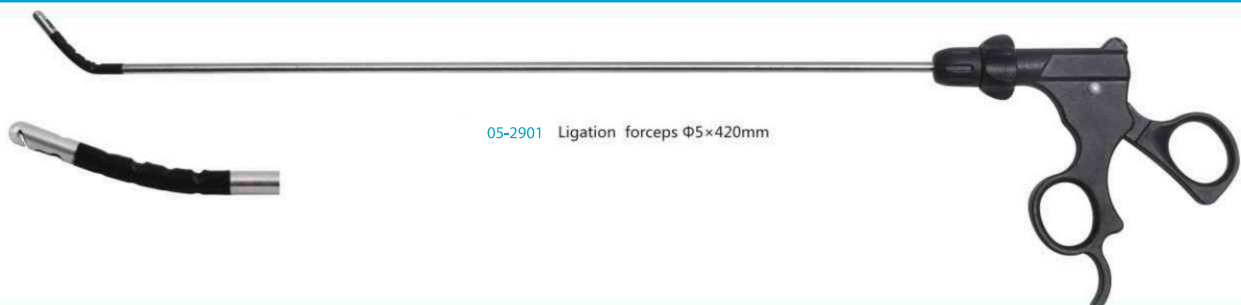
ZCX AUTOMATIC SUCTION AND RINSING APPARATUS



GOLDEN FINGER




LIGATION FORCEPS



LAPAROSCOPE INSTRUMENTS, FLEXIBLE HEAD $\Phi 10 \times 330\text{mm}$



CJ-1 SIGMOIDOSCOPE SET



Sigmoidoscope
08-1001 $\Phi 20 \times 300\text{mm}$
08-1002 $\Phi 15 \times 300\text{mm}$
08-1003 $\Phi 20 \times 230\text{mm}$



08-0001 Magnifier

CJ-2 RECTOSCOPY SET




Rectoscopy
08-1001.1 $\Phi 20 \times 150\text{mm}$
08-1001.2 $\Phi 15 \times 150\text{mm}$



08-0001 Magnifier

CJ-3 SIGMOIDOSCOPY SET




Sigmoidoscope
08-1004 $\Phi 20 \times 267\text{mm}$

01-0011 12° Endoscope $\Phi 4 \times 302\text{mm}$

08-1005 Manipulator $\Phi 17 \times 279\text{mm}$

06-2101 Flexible biopsy forceps $\Phi 2.4 \times 395\text{mm}$

CJ-1, CJ-2, CJ-3 SIGMOIDOSCOPY & RECTOSCOPY SET INTERCHANGEABLE PARTS



08-2005 Cotton applicator

08-2001 Biopsy forceps, straight

08-2002 Biopsy forceps, left curved

08-2003 Biopsy forceps, right curved

08-2004 Biopsy forceps, Dissecting

08-2006 Hand inflating ball

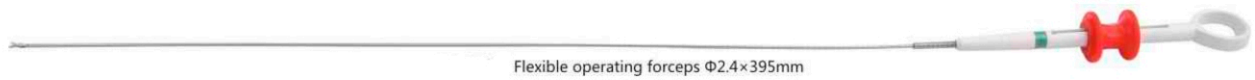
GQ-6 HYSTEROSCOPY SET

06-0107 0°
Hysteroscopy $\Phi 6.6 \times 220\text{mm}$
06-0108 0°
Hysteroscopy $\Phi 5.3 \times 224\text{mm}$

06-0101.1 22°
Hysteroscopy $\Phi 6.6 \times 220\text{mm}$
06-0106 22°
Hysteroscopy $\Phi 5.3 \times 220\text{mm}$



1. OLYMPUS
Connecting to OLYMPUS light guide cable
STORZ
2. WOLF
Connecting to STORZ light guide cable
3. ACMI STRYKER
Connecting to ACMI, STRYKER light guide cable



06-2101
Biopsy forceps




06-2102
Scissor



06-2107
Loop catching forceps



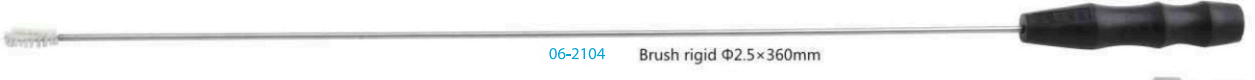
06-2108
Scissor



06-2103
Grasping forceps with 4 claws



Brush flexible
06-2104 $\Phi 2.4 \times 360\text{mm}$
06-2104.1 $\Phi 1.8 \times 320\text{mm}$




06-2104 Brush rigid $\Phi 2.5 \times 360\text{mm}$



06-4001.2 long needle



01-2145 Sealing cap



06-4001
Fluid control uteromat (with Infusion device and long needle)



06-4002
Fluid control uteromat (Automatic)



06-4001.1
Infusion device (Disposable)



20-5020.2
Light guide cable autoclavable
 $\Phi 4.8 \times 2500\text{mm}$

GQ-3 HYSTEROSCOPY SET



01-0012 30° Endoscope
Φ4×302mm



06-1115 24Fr Operating sheath



06-1116.3 Outer sheath 30° 21Fr



06-1117.3 Manipulator



01-2101.1 Biopsy forceps Rigid
7Fr×395mm



01-2104.1 Scissor Rigid
7Fr×395mm




01-2107.3 Loop catching forceps Rigid
7Fr×395mm

GQ-8 HYSTEROSCOPY SET (EXAMINE)



21-1009.1 Luer-lock adaptor



01-0011 12° Endoscope Φ4×302mm



21-1001 Adaptor



06-1101 Outer sheath 19.5Fr



20-5020.2 Light guide cable autoclavable
Ø 4.8 x 2500mm

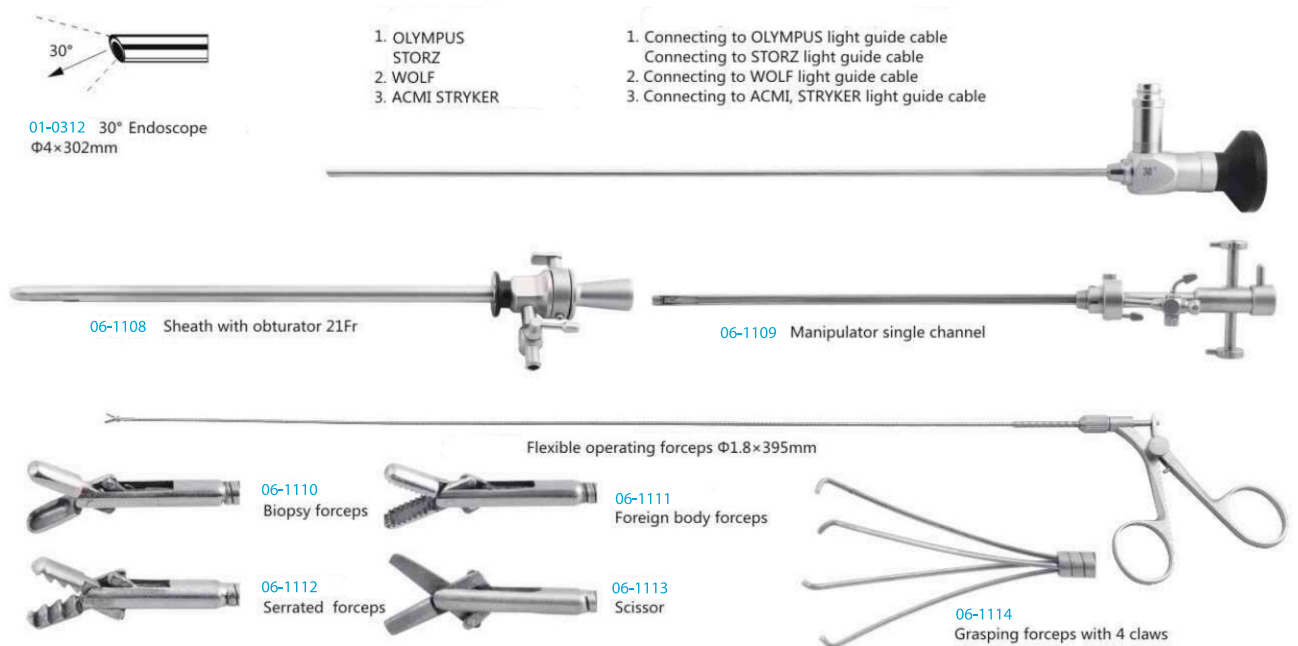


06-1102 inner sheath 16.5Fr

GQ-10 HYSTEROSCOPY SET (EXAMINE)



GQ-11 HYSTEROSCOPY SET




GQ-12 HYSTEROSCOPY SET



01-0022 30° Endoscope
Φ2.9×302mm



06-1117 Manipulator Φ3mm



06-1116 Outer sheath 30° 16.5Fr×200mm



06-1117.1 Manipulator Φ3mm




06-1116.1 Outer sheath 30° 16.5Fr×200mm

GQ-15 HYSTEROSCOPY SET



GQ-16 HYSTEROSCOPY SET



GQ-12, 15, 16 HYSTEROSCOPY SET INTERCHANGEABLE PARTS



DQ-5 RESECTOSCOPY SET



01-0011 12°
Endoscope
Φ4×302mm

1. OLYMPUS
STORZ
2. WOLF
3. ACMI STRYKER

1. Connecting to OLYMPUS light guide cable
2. Connecting to STORZ light guide cable
3. Connecting to ACMI,STRYKER light guide cable



01-0011 12° Endoscope Φ4×302mm



01-3162
Working element (Passive)



01-3163.2 Inner sheath with obturator 22Fr



01-3165.2 Outer sheath 25.5Fr




Electrode



01-3111
Loop



01-3122
Roller



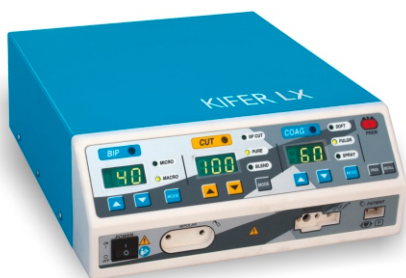
01-3114
Straight loop



21-1009.1 Luer-lock adaptor



21-1001 Adaptor



13-0015
H.F. Generator(Multifunction)



13-1001
High frequency cord (Monopolar)



20-5020.2
Light guide cable autoclavable
Ø 4.8 x 2500mm

ELECTRIC HYSTERA - CUTTER



06-5002 Control unit

06-3002.2
Hand piece

Abdominal cutter
06-2012.1 $\Phi 10 \times 260\text{mm}$ 06-2012.2 $\Phi 15 \times 260\text{mm}$
06-2012.7 $\Phi 18 \times 260\text{mm}$ 06-2012.8 $\Phi 20 \times 260\text{mm}$

Trocar cannula
06-2013 $\Phi 20\text{mm}$ 06-2023 $\Phi 15\text{mm}$ 06-2026 $\Phi 18\text{mm}$

Vagina cutter
06-2012.3 $\Phi 18 \times 260\text{mm}$ 06-2012.4 $\Phi 20 \times 260\text{mm}$
06-2012.5 $\Phi 22 \times 260\text{mm}$ 06-2012.6 $\Phi 15 \times 260\text{mm}$

Trocar cannula
06-3023 $\Phi 15\text{mm}$ 06-3026 $\Phi 18\text{mm}$

06-2009 Uterine manipulator

Dilator
06-2014 $\Phi 10/\Phi 20\text{mm}$ 06-2024 $\Phi 10/\Phi 15\text{mm}$
06-2028 $\Phi 10/\Phi 18\text{mm}$

06-2011 Uterine moving bar $\Phi 5 \times 450\text{mm}$

Dilator
06-3024 $\Phi 15 \times 200\text{mm}$ 06-3028 $\Phi 18 \times 200\text{mm}$


06-2016 Guiding bar 10mm

Reducer
06-2015 $\Phi 20/\Phi 10\text{mm}$ 06-2025 $\Phi 15/\Phi 10\text{mm}$
06-2025.1 $\Phi 15/\Phi 5\text{mm}$ 06-2027 $\Phi 18/\Phi 10\text{mm}$
06-2031 $\Phi 10/\Phi 5\text{mm}$

Hsteromyoma punch
06-2017 10mm 06-2018 5mm

06-2010 Hysterometer $\Phi 5 \times 500\text{mm}$

ELECTRIC HYSTERA - CUTTER



06-2005
Salpinx Grasping forceps
Φ5×400mm

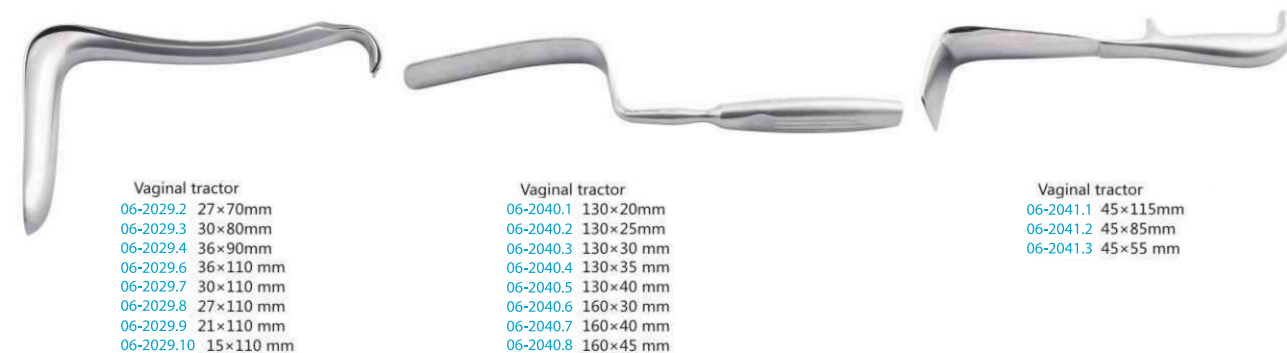
06-2008
Canine Biopsy forceps
Φ5×400mm

06-2006.1
Uterine grasping forceps
Φ5×400mm

06-2006
Uterine grasping forceps Φ10×400mm

Cervical forceps
06-2007 single claw
06-2007.1 double claw

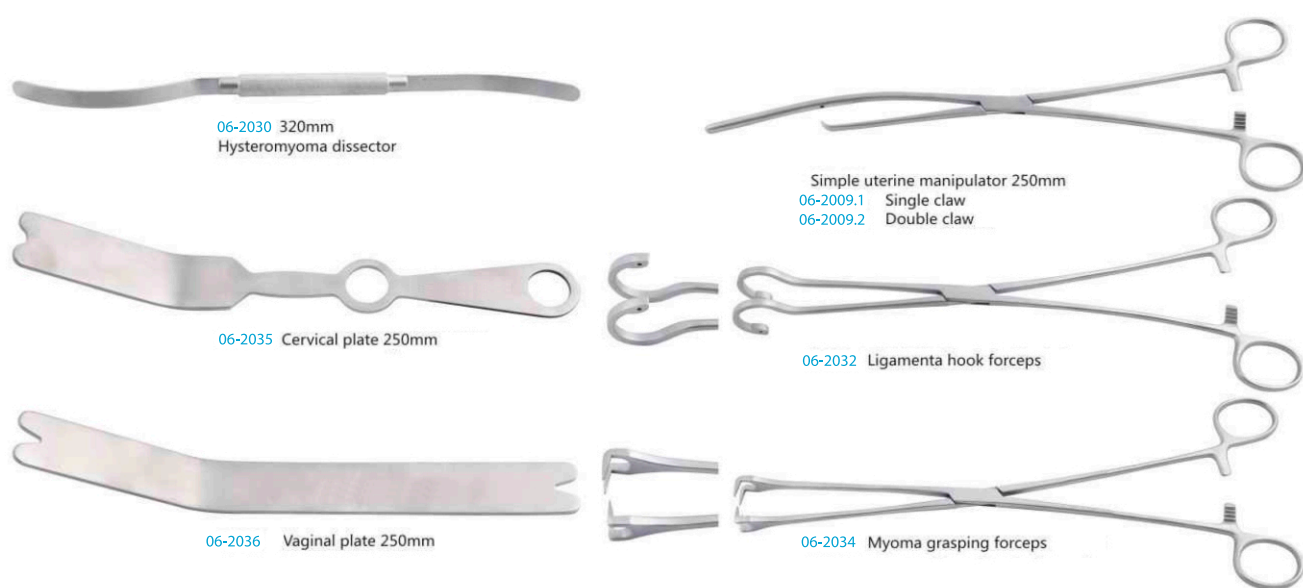
GYNECOLOGY INSTRUMENTS



Vaginal tractor
06-2029.2 27×70mm
06-2029.3 30×80mm
06-2029.4 36×90mm
06-2029.6 36×110 mm
06-2029.7 30×110 mm
06-2029.8 27×110 mm
06-2029.9 21×110 mm
06-2029.10 15×110 mm

Vaginal tractor
06-2040.1 130×20mm
06-2040.2 130×25mm
06-2040.3 130×30 mm
06-2040.4 130×35 mm
06-2040.5 130×40 mm
06-2040.6 160×30 mm
06-2040.7 160×40 mm
06-2040.8 160×45 mm

Vaginal tractor
06-2041.1 45×115mm
06-2041.2 45×85mm
06-2041.3 45×55 mm



06-2030 320mm
Hysteromyoma dissector

06-2035 Cervical plate 250mm

06-2036 Vaginal plate 250mm

Simple uterine manipulator 250mm
06-2009.1 Single claw
06-2009.2 Double claw

06-2032 Ligamenta hook forceps

06-2034 Myoma grasping forceps

GYNECOLOGY INSTRUMENTS




Vaginal speculum
06-2042.1 35*100mm
06-2042.2 35mm*85mm
06-2042.3 32mm*75mm



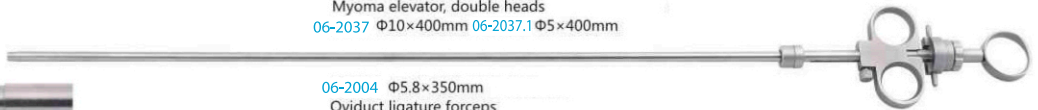
06-2039 210mm
Cervical polyp forceps



Myoma elevator, double heads
06-2037 $\Phi 10 \times 400$ mm 06-2037.1 $\Phi 5 \times 400$ mm



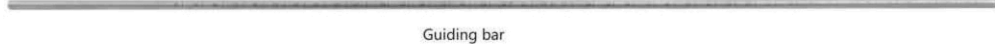
06-2004 $\Phi 5.8 \times 350$ mm
Oviduct ligature forceps





06-2019.1
Adjustable uterine manipulator, with 6 heads



06-2033 Cup uterine manipulator,
3heads



GYNECOLOGY INSTRUMENTS



CAMERA SYSTEM



01-2500.06 Full HD Camera system (1920x1080)
USB flash disk support for storage Full HD video and images



01-2500.04 Single Chip Camera System with USB
System for video and images.

COUPLER

Coupler, Straight



	Focal length
01-2513.1	F18
01-2512.3	F22
01-2513.3	F25
01-2512.1	F27
01-2517	F28
01-2512.5	F32
01-2512.6	F35

COLD LIGHT SOURCE




21-5040.1H LED



21-5007.6
Portable cold light source (with charger)

LIGHT GUIDE CABLE DIAGRAM



21-5010	Φ4.5×2000mm	
21-5010.1	Φ4.5×1800mm	
21-5010.2	Φ4.5×2000mm	Autoclave
21-5010.3	Φ4.5×2000mm	plasma
21-5012	Φ4.5×1800mm	
21-5013	Φ1.8×1700mm	
21-5014	Φ2.5×1700mm	
21-5016.1	Φ1.8-Φ2.5 double head	
21-5017	Φ2.5 double head	
21-5018.2	Φ4.5×2300mm	plasma
21-5018	Φ4.5×2300mm	
21-5018.1	Φ4.5×2300mm	Autoclave
21-5020	Φ4.5×2500mm	
21-5020.2	Φ4.5×2500mm	Autoclave
21-5020.3	Φ4.5×2500mm	plasma
21-5021	Φ4.5×3000mm	
21-5021.1	Φ4.5×3500mm	
21-5021.2	Φ4.5×3500mm	Autoclave
21-5021.3	Φ4.5×3000mm	plasma
21-5022	Φ5×2500mm	
21-5023	Φ5×3000mm	
21-5023.1	Φ5×3000mm	Autoclave
21-5023.3	Φ4.5×3000mm	plasma
21-5023.5	Φ5×3000mm	plasma
21-5024	Φ5×3000mm	OLYMPUS
21-5024.1	Φ5×3000mm	OLYMPUS Autoclave
21-5024.2	Φ5×3000mm	OLYMPUS, plasma

ADAPTOR



05-2151 CO₂ 30
CO₂ Insufflator 30L/min



06-4002
Fluid control uteromat(Automatic)




06-4003 Irrigation pump
Flow rate : 0.1-1L/min

MEDICAL INSTRUMENTS STERILIZING BOX



01-0000.1
For Cystoscopy set
530×230×90mm



01-0000.2
For Resectoscope set
420×275×90mm



02-0000.3
For Sinuscopy instruments
380×210×70mm



02-0000.2
For Sinuscopy set
360×255×90mm



06-0000
For electric hystera-cutter
560×275×140mm



190001000
Endoscope Instruments in common use
550×245×70mm



01-0000.5
Sterilizing box for Ureterorenoscopy
720×120×70mm



01-0000.7
For Cystoscopy set
390×80×52mm, nets



06-0000.1
Sterilizing box for Uterine manipulator
500×180×70mm, nets



06-0000.2
Sterilizing box for Hysteroscopy
720×120×55mm, nets



05-0000.3
Sterilizing box for Laparoscopy
460×80×52mm, nets



05-0000.4
reticular sterilizing box
100×100×55mm, nets



190001000a
Endoscope Instruments in common use
550×245×70mm



02-0000
For endoscope
280×70×50mm



02-0000.5
For endoscope, autoclavable
255×71×36mm



05-0000
For laparoscope
450×90×45mm



02-0000.4
For endoscope
255×71×36mm



01-0000.4
For endoscope, autoclavable
390×71×36mm